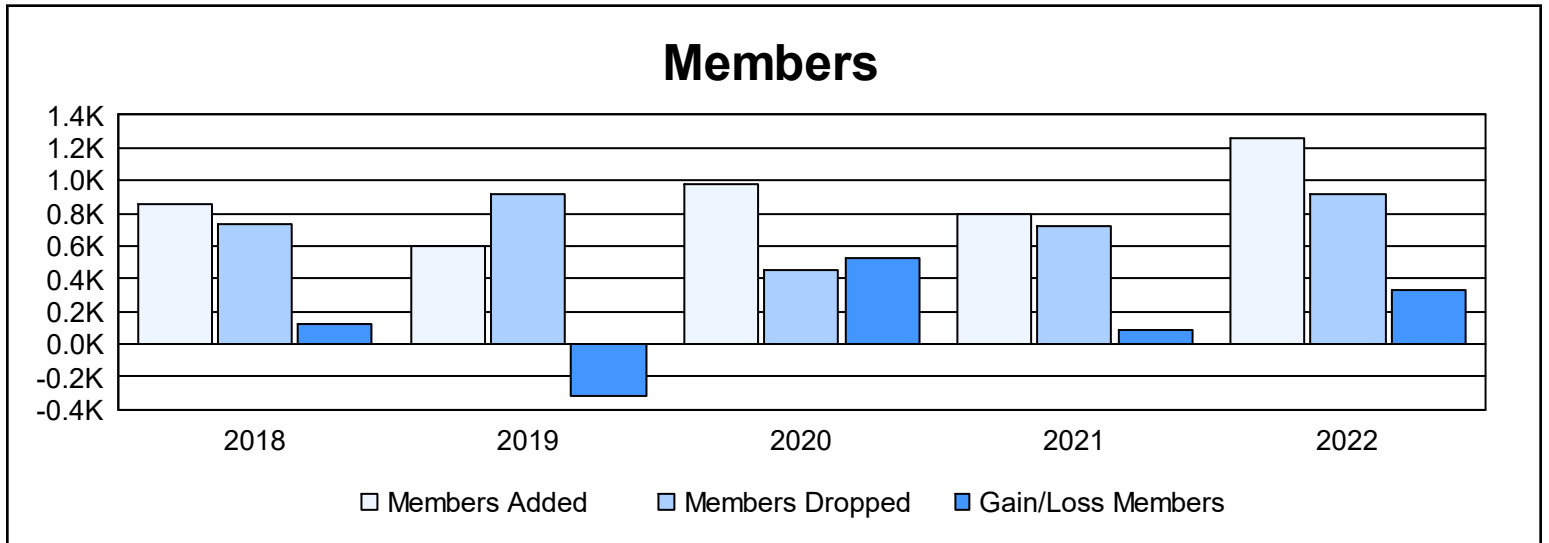
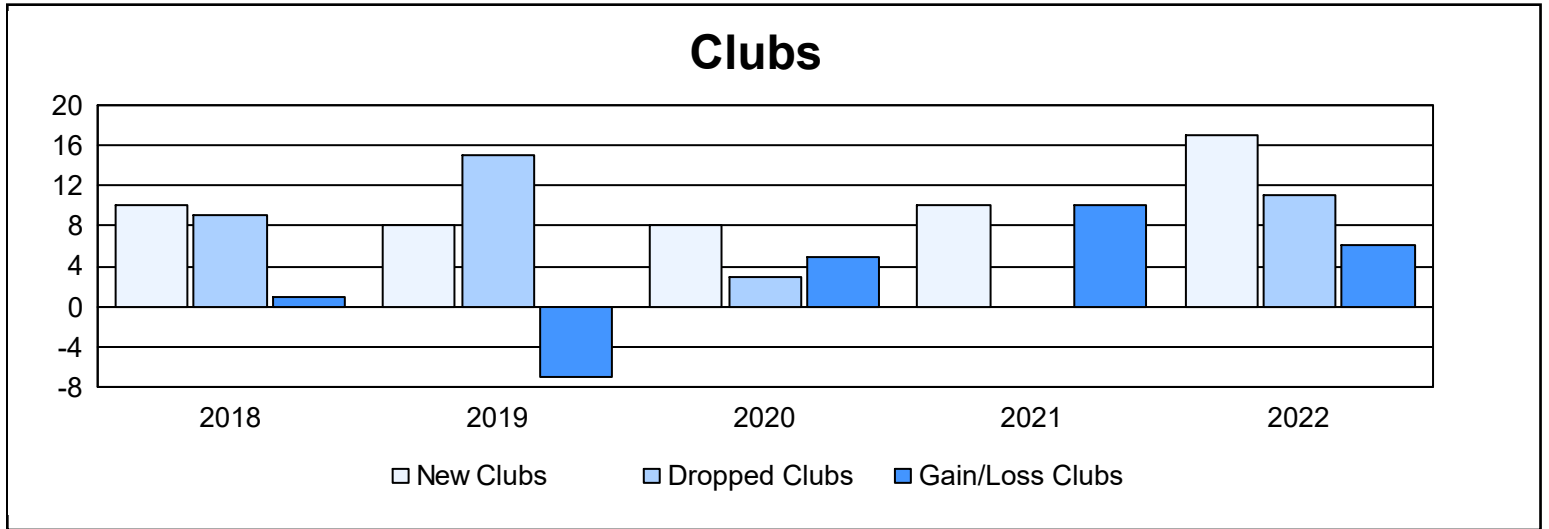
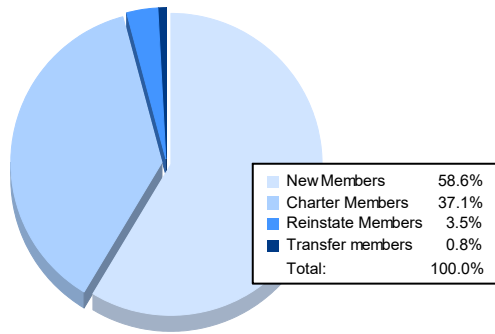


| Year | New Clubs | Dropped Clubs | Gain/ Loss Clubs | New Members | Charter Members | Reinstate Members | Transfer Members | Total Member Added | Total Members Dropped | Gain/ Loss Members |
|----------------|-----------|---------------|------------------|-------------|-----------------|-------------------|------------------|--------------------|-----------------------|--------------------|
| 2017-2018 | 10 | 9 | 1 | 560 | 244 | 51 | 1 | 856 | 730 | 126 |
| 2018-2019 | 8 | 15 | -7 | 352 | 219 | 19 | 4 | 594 | 916 | -322 |
| 2019-2020 | 8 | 3 | 5 | 632 | 300 | 37 | 8 | 977 | 452 | 525 |
| 2020-2021 | 10 | 0 | 10 | 479 | 256 | 54 | 11 | 800 | 716 | 84 |
| 2021-2022 | 17 | 11 | 6 | 738 | 467 | 44 | 10 | 1,259 | 923 | 336 |
| Average | 11 | 8 | 3 | 552 | 297 | 41 | 7 | 897 | 747 | 150 |



Membership Composition June 2022 Cumulative



Gender Composition June 2022 Cumulative

